


## Accessing Student Resources at School and Home

Step one, log in with your username and password.  
Open Firefox

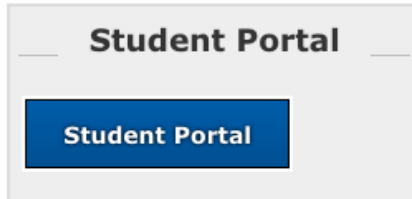


At school, Firefox will open at the Seattle schools home page. If you are at home, you will need to visit the SPS site, [www.seattleschools.org](http://www.seattleschools.org).


Click on the student family portal



Click on the student portal sign in



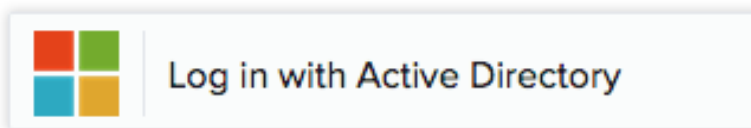
At this point you can go straight to your schoology account, where you can upload assignments.



Or continue to the Clever site, which is the safe management system for all SPS resources.



Click on this link – it will connect you with the SPS resources without having to log in to each site.



If you are at home you will need to type `mnt_(your username) @seattleschools.org`  
And then the password you use at school.

From here, you can access all the resources by clicking on the live links. You will not need to log in to each site if you have logged in with CLEVER.

### EXAMPLES



Typing Agent



Office 365